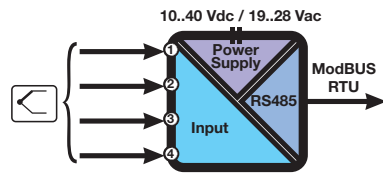




Z-4TC

4-CH THERMOCOUPLE/mV INPUT MODULE / RS485 MODBUS RTU



Z-4TC is an interface for Thermocouple sensors (J, K, E, N, S, R, B, T) and generic sensor with mV as standard output signal. The number of input is 4 and each input is independent from each other.

It's a ModBUS Slave and can be coupled with any ModBUS Master device. A 3-way galvanic isolation among Power supply // input // RS485 circuits assures the integrity of your datas.

TECHNICAL SPECIFICATIONS

General Data

Power supply	10..40 Vdc / 19..28 Vac / 50-60 Hz
Power consumption	2,5 W
Isolation	1.500 Vac (3 way)
Power transducers	-
Status Indicators	Power supply, error, data transmission, data reception
Protection Degree	IP20
Operating Temperature	-10..+65 °C
Dimension (W x H x D)	17.5 x 100 x 112 mm
Mounting	35 mm DIN rail guide

Communication, Memory Process

Interface	2 wire RS485
Speed	Up to 57.600 bps (RS485) 2.400 bps (RS232)
Protocol	ModBUS RTU slave
Communication Time	< 20 ms (@ 38400 baud)
Distance	Up to 1.200 m
Connectivity	Max 32 nodes
Data Memory	EEPROM for the configuration parameters

Signals

Channel Numbers	4
Input	TERMOCOUPLE Type J, K, E, N, S, R, B, T VOLTAGE Bipolar with ± 160 mV range

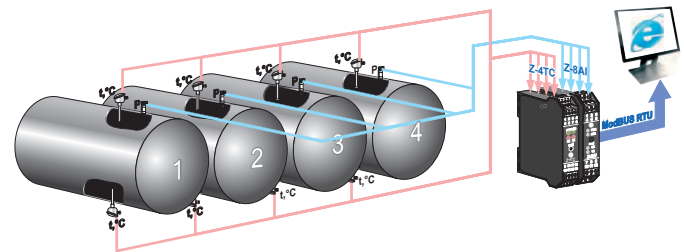
Programming

DIP switches	Baud rate, address
Software	EASY Z-4TC (plug&play free software)

Standard

Approval	CE, RINA
Norms	EN 61000-6-4/2002, EN 61000-6-2/2002, EN 61010, EN 60742




APPLICATION NOTE






ORDER CODES

Code	Description
Z-4TC	4-CH TC input module / RS485 ModBUS RTU, 10..40 Vdc / 19..28 Vac

ACCESSORIES & SOFTWARE

		
Z-PC-DIN Backplane for power & bus communication pg. 36	Z-SUPPLY Switching power supply pg. 36	EASY SETUP Plug&Play configuration software pg. 36

SIMILAR PRODUCTS

		
Z-DAQ-PID 2-CH universal analog I/O module with PID control pg. 15	Z-4RTD2 4-CH RTD input module / RS485 pg. 19	Z-8TC 8-CH thermocouple input module / RS485 pg. 21